

# CLIL Resources

*including multi-media and visual organisers*

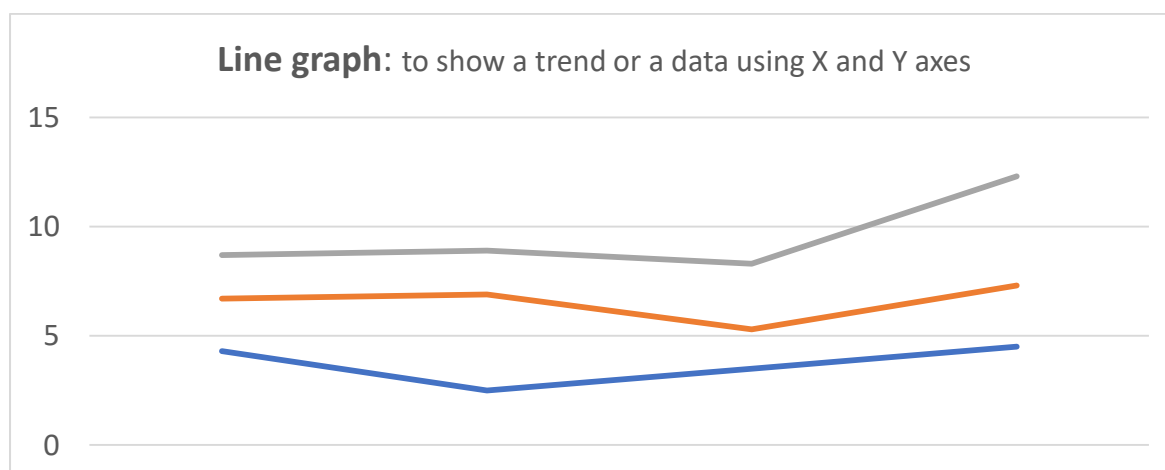
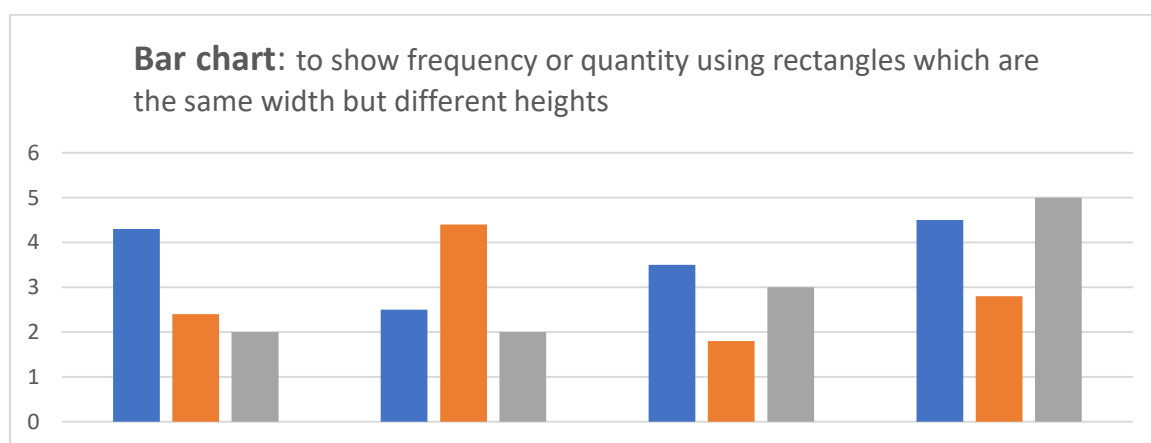
What types of resources are used in CLIL?

CLIL teachers use resources such as posters, flashcards, realia, data projectors, CD-ROMs, interactive whiteboards, multimedia (audio, video, graphics, text and animation) and visuals. All these resources can help educate CLIL learners in today's global society.

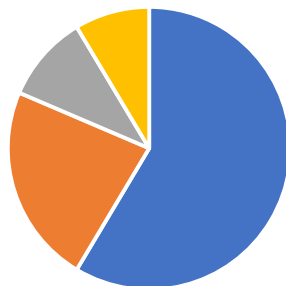
**Visual or graphic organisers help learners to:**

- Connect knowledge and ideas
- Understand and recall information
- Select, transfer and categorise information
- Produce oral and written language
- Think creatively

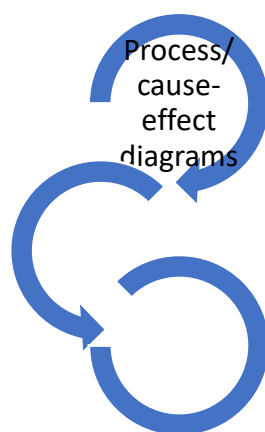
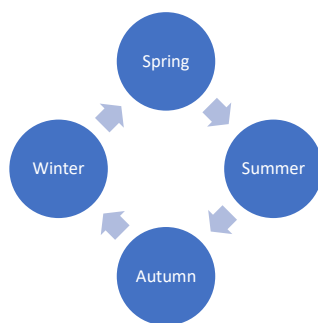
Examples:



**Pie chart:** to show different amounts or frequencies as parts of a circle



**Cycle:** to show a series of events which happen again and again in the same order (language: *then, next, after that, later*)



To show a cause-effect network which leads to a specific out come or to show a sequence of steps leading to a product (language: a s a result, because of, therefore, so)

**How can we use visual organisers un CLIL?**

First we need to decide which organisers is the most effective for the task (What is the purpose of organiser? It is to classify, to describe, to give examples, to explain a process, to identify, to show cause-effect relationship or to show similarities and differences?)

Next, we need to decide how we are going to use it (Are we going to use it for an individual task or are we going to use it for a group task to encourage collaboration and sharing ideas?)

Finally, we need to think about when we are going to use it. We can use visual organisers:

- At the start of a class – to recall information or to express new ideas
- During a lesson – to support learners as they take notes or to support the mas they produce spoken or written language
- After a lesson – to help learners link ideas presented in class
- At the end of a lesson, unit or module – to assess understanding of concepts and relationship between concepts.

EX: Text attach strategies **Connected circles** *“Slash and burns: growing food in the Rain forest”*

